


# Norsk Data




**ND-100 COMPACT  
MODELS I, II, III AND IV**

**Illustrated Parts Catalogue**

ND-13.018.01






## THE READER

This catalogue is intended for all ND personnel involved in requisitioning parts for maintenance purposes on the ND-100 Compact series.

## THE MANUAL

The catalogue is divided into two sections: Illustrated Parts List and Cross Reference List.



### ILLUSTRATED PARTS LIST:

This list is divided into five columns as follows:

- **REFERENCE DESIGNATION:** The reference designation refers to the figures where the parts are shown. The first part of the number (before the hyphen) indicates which assembly the part belongs to.
- **ITEM NAME - DESCRIPTION:** This column provides the descriptive name and main characteristics of the part. The basic name is entered first, followed by subname(s) or colloquial name(s). Colloquial name(s) and description(s) are placed within brackets.
- **ARTICLE NUMBER:** This column contains the ND article numbers. These should be used when ordering spare parts.
- **QUANTITY:** This column indicates how many times the described part appears within the assembly.
- **STATUS:** The letter S in this column indicates that the part will often be needed, and should be kept in stock if possible. The letter R indicates that the part is repairable, and should not be discarded.

### CROSS REFERENCE LIST:

This list provides a cross reference between ND article numbers and reference designations. It is sorted by article numbers in ascending order.

## ABBREVIATIONS

AC	ALTERNATING CURRENT	M	METER
ASSY	ASSEMBLY	MB	MEGABYTE (OCTAL)
BW	BACKWIRING	MM	MILLIMETER
CCA	CIRCUIT CARD ASSEMBLY (See also PCB)	MMS	MEMORY MANAGEMENT SYTEM
CONN	CONNECTOR	MOS	METAL OXIDE SEMICONDUCTOR
CTRL	CONTROLLER	OP	OPERATOR
CYL	CYLINDER	PCB	PRINTED CIRCUIT BOARD (See also CCA)
CPU	CENTRAL PROCESSING UNIT	POZI	POZIDRIVE
DC	DIRECT CURRENT	PROM	PROGRAMMABLE READ ONLY MEMORY
DISTR	DISTRIBUTION	PS	POWER SUPPLY
ECC	ERROR CORRECTION CODE	RAM	RANDOM ACCES MEMORY
EXCL	EXCLUSIVE	SMD	STORAGE MODULE DRIVE
FL	FLOPPY	SUPA	SUPADRIVE
HD	HEAD	TF	THREAD FORMING
HEX	HEXAGONAL	QTY	QUANTITY
INT	INTERNAL	W/	WITH
KB	KILOBYTE (OCTAL)		

**SAFETY PRECAUTIONS**

The following safety precautions **MUST** be obeyed **AT ALL TIMES** to avoid personal injury and damage to the equipment.

1.  
Learn how to apply mouth-to-mouth resuscitation, external cardiac massage, and other techniques for treatment of electrical shock.

2.  
Do not work on any equipment until you have attended the ND "Hardware Maintenance and Operation" course, and have studied this manual and all relevant reference manuals.


3.  
**DO NOT WORK ALONE WHEN SERVICING LIVE EQUIPMENT.** If you are the only serviceman on the site, arrange for a second person to be present.

4.  
Always leave the equipment in a **SAFE** condition with **ALL** covers and panels in place. Use a warning notice to advise that the equipment is under repair.

5.  
Obey the instructions in the boxed paragraphs marked **WARNING!** and **CAUTION!** throughout this manual and the reference manuals.

**WARNING!** is used when there is a risk of personal injury,

**CAUTION!** when there is a risk of danger to the equipment.

**WARNING!**

The equipment operates from a 115V or 220V mains supply at currents that can cause

**DEATH ON CONTACT.**

**GET FAMILIAR WITH THE MAINS SUPPLY WIRING AND TAKE EXTREME CARE WHEN WORKING NEAR PLACES WHERE THE MAINS VOLTAGE IS EXPOSED.** When disassembling a unit, first disconnect it from the mains supply and discharge it. When reassembling, make sure that **ALL** ground connections are made and that **ALL** covers/panels are in place before reconnecting the supply.

**WARNING!**

Remove your wristwatch and all jewellery, including gold rings, before starting to work on the equipment. Rings heat up very rapidly if shorted across a high current supply, and can cause severe burns.

**WARNING!**

Do not wear any loose clothing (such as a necktie) which can get caught in moving machinery. Long hair may present a similar hazard.



**CAUTION!**

**POWER SUPPLIES:** To avoid shorting local power supplies, be sure to keep all conductive objects (e.g. tools and aluminium foils) away from contacts and busbars.

**REMOVING PRINTED CARDS:** Always use an insulated card extractor when removing cards from live equipment. Note that some cards must NOT be removed when the system is on.

**ELECTROSTATIC DISCHARGES:** Electronic components may be damaged if subjected to electrostatic discharges through contact with fingers and electrostatically charged object. The danger is particularly high for MOS circuits in a dry environment, but the risk is considerable even with other components and in other climates.

To protect your equipment, always touch a ground cable or grounded part of the machine before handling the cards. Also use as many as possible of the following aids:

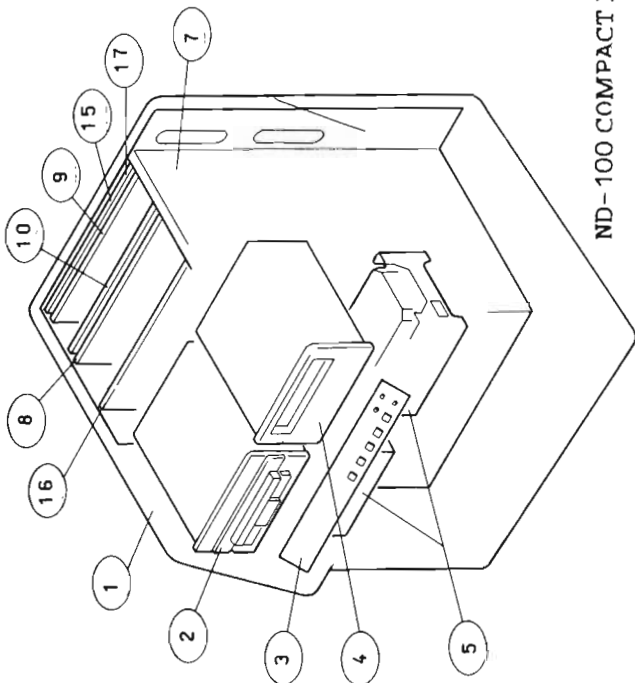
- antistatic spray,
- grounded handcuffs (NOT when servicing live equipment),
- conductive tabletops and floormats,
- ionized airblower,
- protective pouches for spare components.

**DISK PACK DAMAGE:** If you suspect disk pack damage, DO NOT MOVE THE DISK PACK TO ANOTHER DRIVE, as a faulty disk pack will ruin the read/write heads. For the same reason, DO NOT INSERT ANOTHER DISK PACK IN THE SUSPECT DRIVE, as the new disk pack may then be damaged as well.

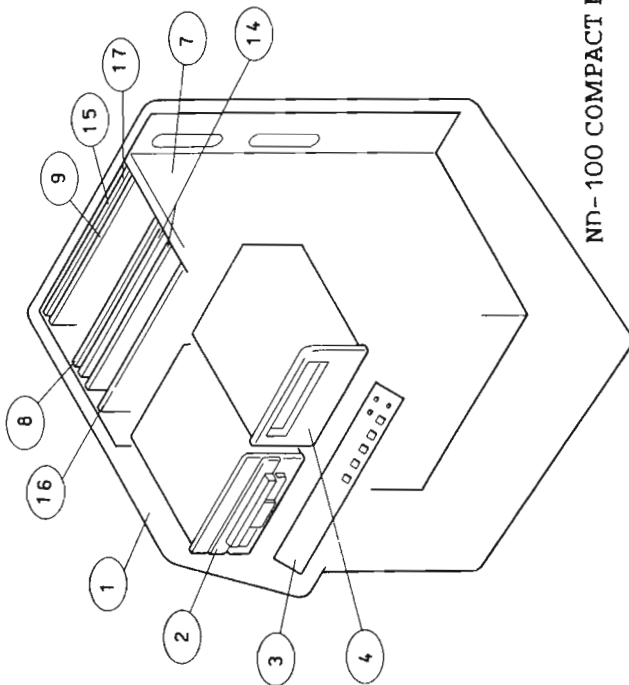
**OVERHEATING:** Inspect and service the electrical ventilation equipment regularly, to avoid computer downtime due to ventilation failure. Never place objects on or near ventilation grills.



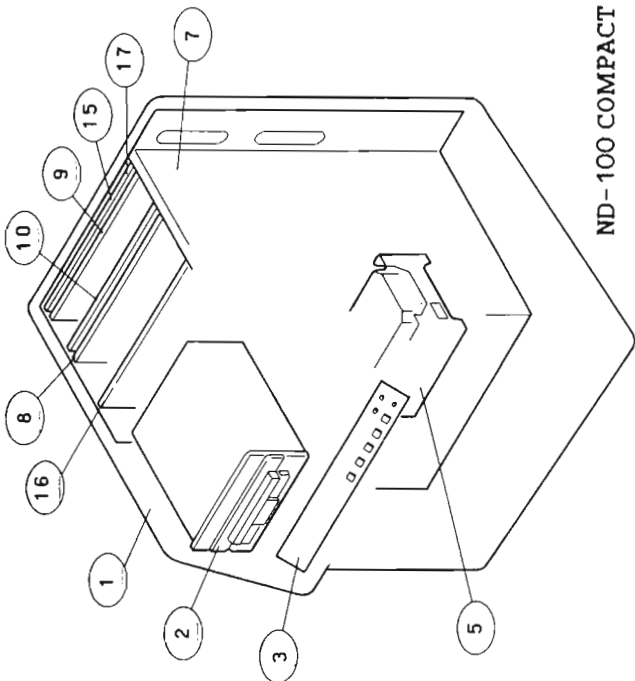
ND-100 COMPACT MODEL III



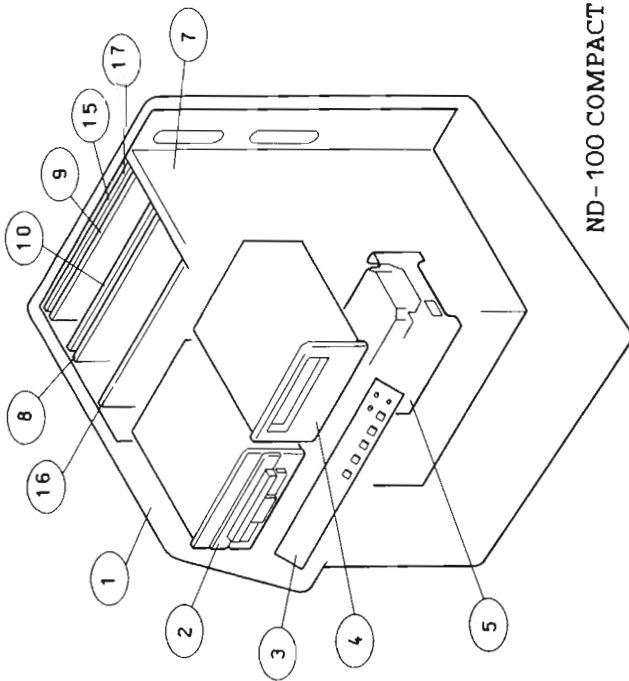
ND-100 COMPACT MODEL IV



ND-100 COMPACT MODEL I



ND-100 COMPACT MODEL II



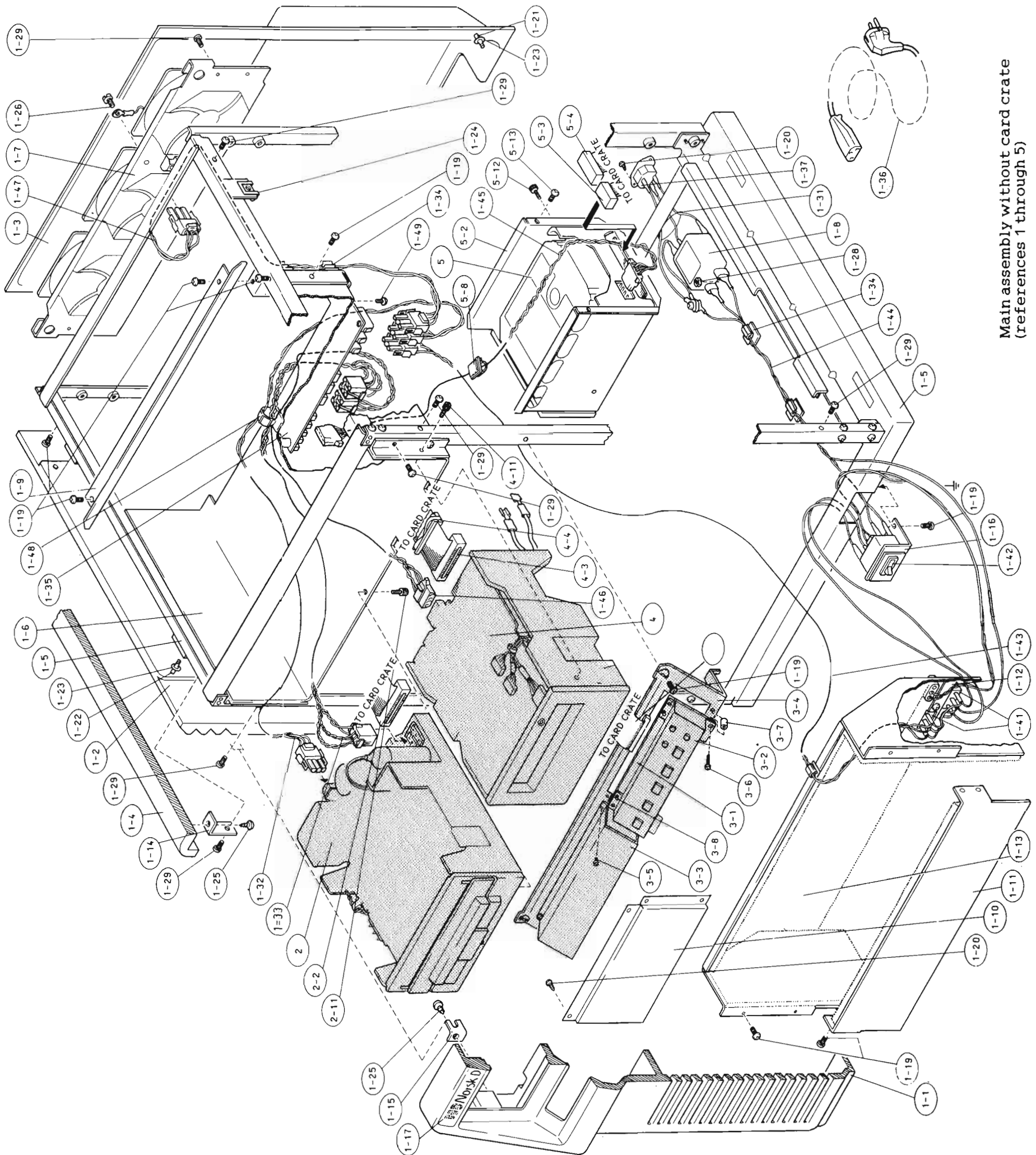
SPECIFY THIS WHEN ORDERING!

SPECIFY THIS WHEN ORDERING!

REF. DESIG.	ITEM NAME - DESCRIPTION	ARTICLE NUMBER	QTY	STA-TUS	REF. DESIG.	ITEM NAME - DESCRIPTION	ARTICLE NUMBER	QTY	STA-TUS
-------------	-------------------------	----------------	-----	---------	-------------	-------------------------	----------------	-----	---------

I ND-100 COMPACT, MODEL I					III ND-100 COMPACT, MODEL III				
1	CABINET, ELECTRICAL EQUIPMENT (COMPLETE)	100920	1	S/R	1	CABINET, ELECTRICAL EQUIPMENT (COMPLETE)	100920	1	S/R
2	FLOPPY DISK DRIVE (RACK MOUNTING)	103121	1	S/R	2	FLOPPY DISK DRIVE (RACK MOUNTING)	103121	1	S/R
3A	OPERATOR PANEL (BEFORE OCT. 84)	322439	1	S/R	3A	OPERATOR PANEL (BEFORE OCT. 84)	322439	1	S/R
3B	OPERATOR PANEL (FROM OCT. 84)	322438	1	S/R	3B	OPERATOR PANEL (FROM OCT. 84)	322438	1	S/R
3C	OPERATOR PANEL (FROM DEC. 84)	100940	1	S/R	3C	OPERATOR PANEL (FROM DEC. 84)	100940	1	S/R
5A	DISK DRIVE ASSY (FIXED WINCHESTER, 23 MB)	106100	1	S/R	4	STREAMER ASSY	106200	1	S/R
7	CRATE, CARD (W/ POWER RACK)	100930	1	S/R	5B	DISK DRIVE ASSY (FIXED WINCHESTER, 45 MB)	106110	2	S/R
8	CCA (FLOPPY & STREAMER CONTROLLER, PCB 3106)	324006	1	S/R	7	CRATE, CARD (W/ POWER RACK)	100930	1	S/R
9	CCA (MMS II, EXCL CACHE, PCB 3104 HG)	324107	1	S/R	8	CCA (FLOPPY & STREAMER CONTROLLER, PCB 3106)	324006	1	S/R
10	CCA (DISK CONTROLLER, FIXED WINCHESTER, PCP 3041)	322671	1	S/R	9	CCA (MMS II, EXCL CACHE, PCB 3104 HG, 324107)	324107	1	S/R
15	PROM KIT (2 KB PROM)	100361	1	S/R	10	CCA (DISK CONTROLLER, FIXED WINCHESTER, PCP 3041)	322671	1	S/R
16	MEMORY ASSY (512 KB RAM, INCLUDES CCA, CONNECTOR, SCREW)	101170	1	S/R	15	PROM KIT (2 KB PROM)	100361	1	S/R
17A	CPU (48-BIT CX, INCLUDES CCA AND CABLE)	101000 48CX	1	S/R	16	MEMORY ASSY (512 KB RAM, INCLUDES CCA, CONNECTOR, SCREW)	101170	1	S/R
17B	CPU (48-BIT STANDARD, INCLUDES CCA AND CABLE)	101000 48S	1	S/R	17A	CPU (48-BIT CX, INCLUDES CCA AND CABLE)	101000 48CX	1	S/R
					17B	CPU (48-BIT STANDARD, INCLUDES CCA AND CABLE)	101000 48S	1	S/R

II ND-100 COMPACT, MODEL II					IV ND-100 COMPACT, MODEL IV				
1	CABINET, ELECTRICAL EQUIPMENT (COMPLETE)	100920	1	S/R	1	CABINET, ELECTRICAL EQUIPMENT (COMPLETE)	100920	1	S/R
2	FLOPPY DISK DRIVE (RACK MOUNTING)	103121	1	S/R	2	FLOPPY DISK DRIVE (RACK MOUNTING)	103121	1	S/R
3A	OPERATOR PANEL (BEFORE OCT. 84)	322439	1	S/R	3A	OPERATOR PANEL (BEFORE OCT. 84)	322439	1	S/R
3B	OPERATOR PANEL (FROM OCT. 84)	322438	1	S/R	3B	OPERATOR PANEL (FROM OCT. 84)	322438	1	S/R
3C	OPERATOR PANEL (FROM DEC. 84)	100940	1	S/R	3C	OPERATOR PANEL (FROM DEC. 84)	100940	1	S/R
4	STREAMER ASSY	106200	1	S/R	4	STREAMER ASSY	106200	1	S/R
5B	DISK DRIVE ASSY (FIXED WINCHESTER, 45 MB)	106110	1	S/R	7	CRATE, CARD (W/ POWER RACK)	100930	1	S/R
7	CRATE, CARD (W/ POWER RACK)	100930	1	S/R	8	CCA (FLOPPY & STREAMER CONTROLLER, PCB 3106)	324006	1	S/R
8	CCA (FLOPPY & STREAMER CONTROLLER, PCB 3106)	324006	1	S/R	9	CCA (MMS II, EXCL CACHE, PCB 3104 HG, 324107)	324107	1	S/R
9	CCA (MMS II, EXCL CACHE, PCB 3104 HG, 324107)	324107	1	S/R	14	DISK CONTROLLER ASSY (ECC, INCLUDES 2 CCAs, PLUG, CABLE)	105590	1	S/R
10	CCA (DISK CONTROLLER, FIXED WINCHESTER, PCP 3041)	322671	1	S/R	15	PROM KIT (2 KB PROM)	100361	1	S/R
15	PROM KIT (2 KB PROM)	100361	1	S/R	16	MEMORY ASSY (512 KB RAM, INCLUDES CCA, CONNECTOR, SCREW)	101170	1	S/R
16	MEMORY ASSY (512 KB RAM, INCLUDES CCA, CONNECTOR, SCREW)	101170	1	S/R	17A	CPU (48-BIT CX, INCLUDES CCA AND CABLE)	101000 48CX	1	S/R
17A	CPU (48-BIT CX, INCLUDES CCA AND CABLE)	101000 48CX	1	S/R	17B	CPU (48-BIT STANDARD, INCLUDES CCA AND CABLE)	101000 48S	1	S/R
17B	CPU (48-BIT STANDARD, INCLUDES CCA AND CABLE)	101000 48S	1	S/R					



Main assembly without card crate  
(references 1 through 5)



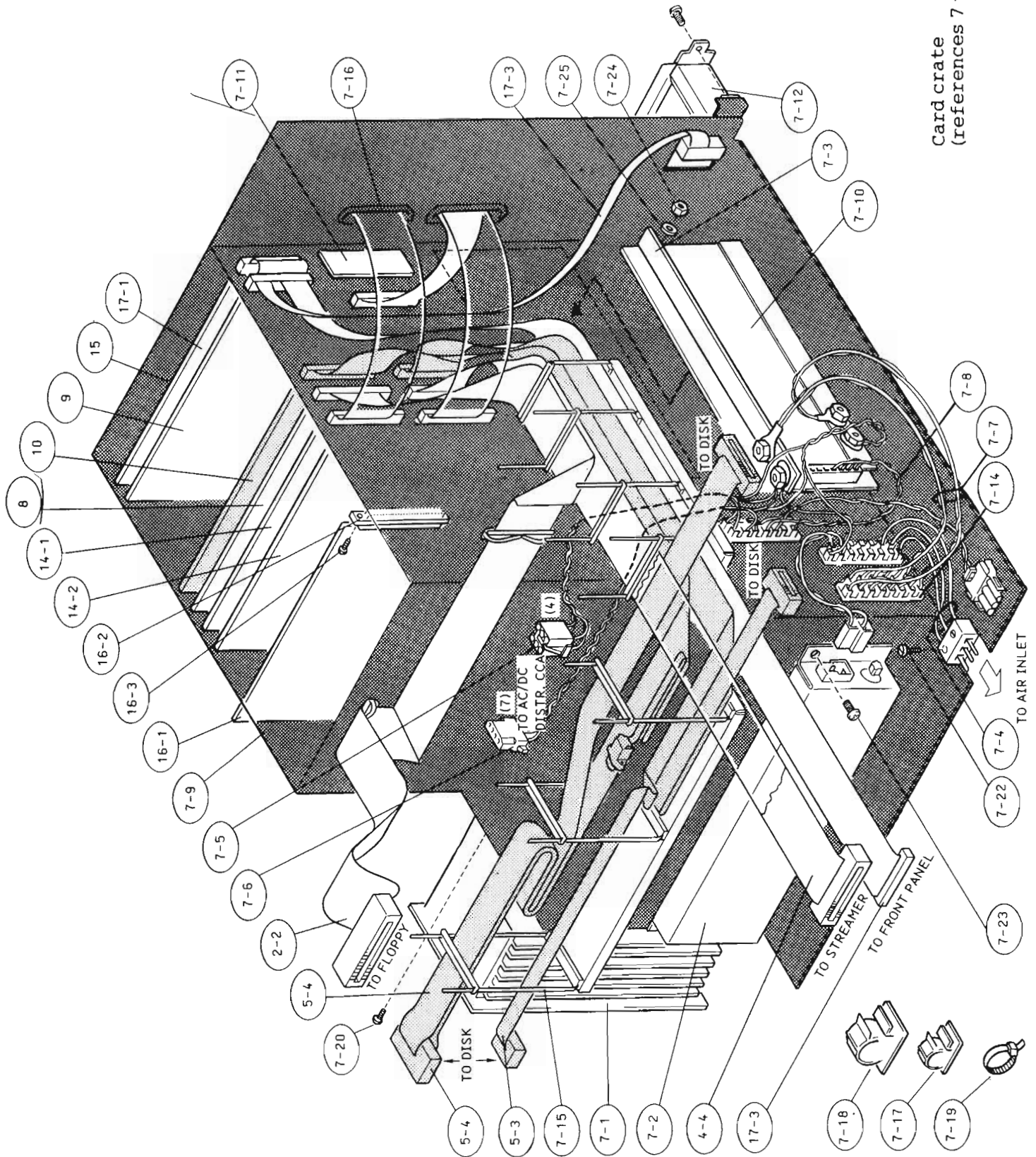
SPECIFY THIS WHEN ORDERING!

REF. DESIG.	ITEM NAME - DESCRIPTION	ARTICLE NUMBER	QTY	STA-TUS
2	<b>FLOPPY DISK DRIVE (1.2 MB, RACK MOUNTING)</b>	103121	1	S/R
2-2	CABLE ASSY, SPECIAL PURPOSE (FL CONTR TO FL DRIVE)	325080	1	
2-11	SCREW, MACHINE (CYL HD, UNBRAKO, 391C UNC 8-32 X 3/8")	518540	4	
3A	<b>OPERATOR PANEL (BEFORE OCT. 84)</b>	322439	1	S/R
3A-1	CCA (CONTROL PANEL, PCB 1819 AA)	324479	1	
3A-2	COVER, PANEL	519647	1	
3A-3	PANEL, BLANK	519648	1	
3A-4	BRACKET, ANGLE	519555	1	
3A-5	SCREW, MACHINE (CYL HD, M3X5 MM DIN 84)	518129	4	
3A-6	SCREW, MACHINE (CYL HD, M3X16 MM DIN 84)	518133	4	
3A-7	SPACER, SLEEVE (FOR PCB 1819)	519649	4	
3A-8	SCREW, MACHINE (PAN HD, SUPA, M3X6 MM DIN 7985)	518186	4	
3B	<b>OPERATOR PANEL (FROM OCT. 84)</b>	322438	1	S/R
	CCA (CONTROL PANEL)	324475	1	
	SWITCH ASSEMBLY (MEMBRANE, HONEYWELL)	508170	1	
	PANEL, BLANK (HONEYWELL)	508171	1	
	BRACKET, ANGLE	519555	1	
	SPACER, SLEEVE (23.5 MM)	519662	4	
	SPACER, SLEEVE (10 MM)	519663	6	
	SCREW (CYL 3X10MM)	518132	6	
	WASHER (3.2 MM DIN 433)	518140	6	
	SCREW, MACHINE (PAN HD, SUPA, M3X6 MM DIN 7985)	518186	8	
3C	<b>OPERATOR PANEL (FROM DEC. 84)</b>	100940	1	S/R
	CCA (CONTROL PANEL, PCB 1834 AA)	324494	1	
	CCA (TELEFIX ADAPTER, PCB 1835 AA)	324495	1	
	BRACKET, ANGLE	519555	1	
	SWITCH ASSEMBLY (MEMBRANE)	508173	1	
	INDICATOR, DIGITAL DISPLAY (DMC-40218)	519022	1	
	COVER, PANEL	519643	1	
	SPACER, SLEEVE (APPROXIMATELY 26 MM)	519644	6	
	SPACER, SLEEVE (APPROXIMATELY 22 MM)	519645	4	
	SPACER, SLEEVE (APPROXIMATELY 21 MM)	519646	4	
4	<b>STREAMER ASSY</b>	106200	1	S/R
4-2	CARTRIDGE (3M DC 600A/DC 300XL)	528042	1	S
4-3	CABLE ASSY, SPECIAL PURPOSE (STREAMER DRIVE TO CONTR)	325081	1	
4-4	CLAMP, LOOP (FCG-3)	518525	1	
4-11	SCREW, MACHINE (CYL HD, UNBRAKO, 391C UNC 8-32 X 3/8")	518540	4	
5A	<b>DISK DRIVE ASSY (FIXED WINCHESTER, 5 1/4" 23 MB)</b>	106100	1	S/R
5A-2	HOUSING (DISK)	519565	2	
5A-3	CABLE ASSY, SPECIAL PURPOSE (DISK A-CABLE)	325085	1	
5A-4	CABLE ASSY, SPECIAL PURPOSE (DISK B-CABLE)	325086	1	
5A-8	CLAMP, LOOP (ZT 375 S)	518272	3	
5A-12	SCREW, MACHINE (CYL HD, UNBRAKO, 391C UNC 6-32 X 5/16")	517004	4	
5A-13	SCREW, MACHINE (PAN HD, SUPA, M4X10 MM DIN 7985)	518545	2	
5B	<b>DISK DRIVE ASSY (FIXED WINCHESTER, 5 1/4" 45 MB)</b>	106110	1	S/R
5B-2	HOUSING (DISK)	519565	2	
5B-3	CABLE ASSY, SPECIAL PURPOSE (DISK A-CABLE)	325085	1	
5B-4	CABLE ASSY, SPECIAL PURPOSE (DISK B-CABLE)	325086	1	
5B-8	CLAMP, LOOP (ZT 375 S)	518272	3	
5B-12	SCREW, MACHINE (CYL HD, UNBRAKO, 391C UNC 6-32 X 5/16")	517004	4	
5B-13	SCREW, MACHINE (PAN HD, SUPA, M4X10 MM DIN 7985)	518545	2	

SPECIFY THIS WHEN ORDERING!

REF. DESIG.	ITEM NAME - DESCRIPTION	ARTICLE NUMBER	QTY	STA-TUS
1	<b>CABINET, ELECTRICAL EQUIPMENT (COMPLETE)</b>	100920	1	
1-1	PANEL, CABINET (FRONT)	509046	1	
1-2	PANEL, CABINET (LEFT/RIGHT)	509048	2	
1-3	PANEL, CABINET (REAR)	509050	1	
1-4	PANEL, CABINET (TOP)	509049	1	
1-5	CABINET, ELECTRICAL EQUIPMENT (MECHANICAL FRAME)	322898	1	
1-6	HOUSING (FLOPPY DISK DRIVE)	322745	1	
1-7	FAN UNIT (TOP REAR)	322794	1	
1-8	FILTER, MAINS (FN 670-6-06)	503278	1	
1-9	BAR, BRACE (CROSSARM)	519607	1	
1-10	PANEL, BLANK (FLOPPY DISK DRIVE, OPTION)	519577	1	
1-11	PLATE, FRONT (AIR INLET)	519568	1	
1-12	BRACKET, ELECTRICAL CONNECTOR	519564	1	
1-13	AIR INLET	519569	1	
1-14	BRACKET, ANGLE (TOP PANEL)	519571	4	
1-15	BRACKET, ANGLE (FRONT PANEL)	519570	4	
1-16	BRACKET, ELECTRICAL CONNECTOR (CIRCUIT BREAKER)	519562	1	
1-17A	LABEL, IDENTIFICATION ("ND-100/COMPACT", LEXAN)	519498	1	
1-17B	LABEL, IDENTIFICATION ("ND-100CX/COMPACT", LEXAN)	519497	1	
1-19	SCREW, MACHINE (PAN HD, POZI, TAPITEE, M4X10 MM)	517005	20	
1-20	SCREW, TAPPING, TF (PAN HD, SUPA, 3X10 MM DIN 79818)	518668	2	
1-21	SCREW, PANEL FASTENER (DZUS 314 111 190)	517016	4	
1-22	SCREW, PANEL FASTENER (DZUS 314 118 190)	517003	4	
1-23	WASHER, PANEL FASTENER SCREW (DZUS 324 100 040)	518847	8	
1-24	LOCK, PANEL FASTENER SCREW (SLIP, DZUS 334 300 190)	518935	8	
1-25	SCREW, TAPPING, TF (PAN HD, SUPA, 3/8" NO 10 DIN 79818)	518678	8	
1-26	SCREW, MACHINE (CYL HD, M4X16 MM DIN 84)	518146	1	
1-28	NUT, PLAIN, HEXAGON (4 MM DIN 934)	518152	2	
1-29	SCREW, MACHINE (PAN HD, SUPA, M4X10 MM DIN 7985)	518545	16	
1-31	WIRING HARNESS (MAINS TO MAINS FILTER)	325036	1	
1-32	WIRING HARNESS (AC-DISTRIBUTION TO FLOPPY DISK DRIVE)	325022	1	
1-33	WIRING HARNESS (DC-DISTR TO FLOPPY DRIVE; -5V/+24V)	325087	1	
1-34	CLAMP, LOOP (ZT 375 S)	518272	7	
1-35	CCA (AC/DC-DISTRIBUTION, PCB 1836 AA)	324496	1	S/R
1-36	CONNECTOR ASSEMBLY, POWER, ELECTRICAL (4260B/3020)	518892	1	
1-37	CONNECTOR, PLUG ELECTRICAL (6061-5)	518891	1	
1-41	TERMINAL BOARD (8006V/ 3 B KR)	517012	1	
1-42	CIRCUIT BREAKER (203-11-2-65-602-1-1)	518939	1	
1-43	WIRING HARNESS (MAINS TO AC-DISTRIBUTION)	325037	1	
1-44	WIRING HARNESS (MAINS FILTER TO CIRCUIT BREAKER)	325038	1	
1-45	WIRING HARNESS (DC-DISTRIBUTION TO DISK DRIVE)	325043	1	
1-46	WIRING HARNESS (DC-DISTRIBUTION TO STREAMER)	325042	1	S
1-47	WIRING HARNESS (AC-DISTRIBUTION TO FAN UNIT, TOP REAR)	325041	1	S
1-48	CLAMP, LOOP (ZT 500 S)	518278	1	
1-49	SCREW, MACHINE (PAN HD, SUPA, M3X6 MM DIN 7985)	518186	4	

Card crate  
(references 7 through 17)



SPECIFY THIS WHEN ORDERING!

SPECIFY THIS WHEN ORDERING!

REF. DESIG.	ITEM NAME - DESCRIPTION	ARTICLE NUMBER	QTY	STA TUS	REF. DESIG.	ITEM NAME - DESCRIPTION	ARTICLE NUMBER	QTY	STA TUS
7	<b>CRATE CARD (W/ POWER RACK)</b>	100930	1		8	CCA (FLOPPY & STREAMER CONTROLLER, PCB 3106)	324006	1	S/R
7-1	POWER SUPPLY (EMSP-445, 220V)	511016	1	S/R	9	CCA (MMS II, EXCL CACHE, PCB 3104 HG, 324107)	324107	1	S/R
7-2	BATTERY STORAGE (EBU-13, 1 AH)	511017	1	S	10	CCA (DISK CONTROLLER, FIXED WINCHESTER, PCP 3041)	322671	1	S/R
7-3	BAR, POWER DISTRIBUTION (+5V)	519601	1		14	DISK CONTROLLER ASSY (ECC)	105590	1	
7-4	WIRING HARNESS (MAINS TO P.S.)	325040	1		14-1	CCA (DISK CONTROLLER, SMD CONTROL, PCB 3018 QP)	322618	1	S/R
7-5	WIRING HARNESS (PS TO DC-DISTR, +24V)	325044	1		14-2	CCA (DISK CONTROLLER, SMD DATA, PCB 3019 YR)	322619	1	S/R
7-6	WIRING HARNESS (PS TO DC-DISTR, +12V)	325045	1		14-3	PLUG-ELECTRICAL (TERMINATION, MOUNTING IN DISK, 56 OHM)	322202	1	
7-7	WIRING HARNESS (PS TO BW AND DC-DISTR, 5V/80A)	325039	2		14-4	CABLE ASSY, SPECIAL PURPOSE	475590	1	
7-8	WIRING HARNESS (PS TO BACKWIRING)	325046	1		15	PROM KIT (2 KB PROM)	100361	1	
7-9	CRATE CARD	505012	1		15-1	SOFTWARE (MICROPROGRAM 015)	300015	1	
7-10	CCA (BACKWIRING, PCB 6036 BB)	324409	1		15-2	SOFTWARE (MICROPROGRAM 016)	300016	1	
7-11	CCA (BUS INTERCONNECTION, PCB 1823 AA)	324483	1		16	MEMORY ASSY (512 KB RAM)	101170	1	
7-12	FAN UNIT (FOR CARD CRATE)	322797	1		16-1	CCA (MEMORY, 512 KB RAM, DYNAMIC MOS, PCB 3034 CB)	324101	1	S/R
7-13	WIRING HARNESS (MAINS TO FAN UNIT, CARD CRATE)	325047	1		16-2	CONNECTOR, ELECTRICAL (FOR PCB, FEMALE, 8257-096-649-133)	504004	1	
7-14	CONNECTOR, PLUG-SOCKET, ELECTRICAL (09060152811 15 PINS)	518037	3		16-3	SCREW, MACHINE (PAN HD, SUPA, M2.5X8 MM DIN 7985)	518859	2	
7-15	CLAMP, LOOP (FCC-3)	518525	9		17A	CPU (48-BIT CX)	101000 48CX	1	
7-16	PROTECTOR, ELECTRICAL CABLE (EDGE MOUNTING, 0.6 M)	518867	1		17-1	CCA (CPU, 48-BIT CX, PCB 3033 TS)	322663 48CX	1	S/R
7-17	CLAMP, LOOP (ZT 375 S)	518272	2		17-3	CABLE ASSY, SPECIAL PURPOSE (CPU/MMS TO CONSOLE/OP PANEL) 322803	322803	1	
7-18	CLAMP, LOOP (ZT 500 S)	518278	3		17B	CPU (48-BIT STANDARD)	101000 48S	1	
7-19	STRAP, RETAINING (PANDUIT, T20R/PLT 1.5MM)	518262	5		17-1	CCA (CPU, 48-BIT STANDARD, PCB 3033 TS)	322663 48S	1	S/R
7-20	SCREW, MACHINE (PAN HD, SUPA, M3X6 MM DIN 7985)	518186	4		17-3	CABLE ASSY, SPECIAL PURPOSE (CPU/MMS TO CONSOLE/OP PANEL) 322803	322803	1	
7-21	SCREW, MACHINE (PAN HD, SUPA, M2.5X8 MM DIN 7985)	518859	6						
7-22	SCREW, MACHINE (CYL HD, M3X16 MM DIN 84)	518133	6						
7-23	SCREW, MACHINE (PAN HD, SUPA, M4X10 MM DIN 7985)	518545	4						
7-24	NUT, PLAIN, HEXAGON (4 MM DIN 934)	518152	3						
7-25	WASHER, FLAT (4.3 MM DIN 125/433)	518153	3						

3260	I	ND-100 COMPACT, MODEL I	508171	PANEL,BLANK (HONEYWELL)
3261	II	ND-100 COMPACT, MODEL II	508173	SWITCH ASSEMBLY (MEMBRANE)
3262	III	ND-100 COMPACT, MODEL III	509046	PANEL,CABINET (FRONT)
3263	IV	ND-100 COMPACT, MODEL IV	509048	PANEL,CABINET (LEFT/RIGHT)
100351	15	PROM KIT (2 KB PROM)	509049	PANEL,CABINET (TOP)
100920	1	CABINET,ELECTRICAL EQUIPMENT (COMPLETE)	509050	PANEL,CABINET (REAR)
100930	7	CRATE,CARD (W/ POWER RACK)	511016	POWER SUPPLY (EMSP-445, 220V)
100941	3C	OPERATOR PANEL (FROM DEC. 84)	511017	BATTERY,STORAGE (EBU-13, 1 AH)
101000 48CX	17A	CPU (48-BIT CX, INCLUDES CCA AND CABLE)	517003	SCREW,PANEL FASTENER (DZUS 314 118 190)
101000 48S	17B	CPU (48-BIT STANDARD, INCLUDES CCA AND CABLE)	517004	SCREW,MACHINE (CYL HD, UNBRAKO, 391C UNC 6-32 X 5/16")
101170	16	MEMORY ASSY (512 KB RAM, INCLUDES CCA, CONNECTOR, SCREW)	517004	5B-12 SCREW,MACHINE (CYL HD, UNBRAKO, 391C UNC 6-32 X 5/16")
103121	2	FLOPPY DISK DRIVE (1.2 MB, RACK MOUNTING)	517005	1-19 SCREW,MACHINE (PAN HD, POZI, TAPITTE, M4X10 MM)
105590	14	DISK CONTROLLER ASSY (ECC, INCLUDES 2 CCAS, PLUG, CABLE)	517012	1-41 TERMINAL BOARD (8006V/ 3 B KR)
106100	5A,5B	DISK DRIVE ASSY (FIXED WINCHESTER, 5 1/4" 23 MB)	517016	1-21 SCREW,PANEL FASTENER (DZUS 314 111 190)
106200	4	STREAMER ASSY	518037	7-14 CONNECTOR,PLUG-SOCKET,ELECTRICAL (09060152811 15 PINS)
300015	15-1	SOFTWARE (MICROPROGRAM 015)	518129	3A-5 SCREW,MACHINE (CYL HD, M3X5 MM DIN 84)
300016	15-2	SOFTWARE (MICROPROGRAM 016)	518132	SCREW (CYL 3X10MM)
322202	14-3	PLUG,ELECTRICAL (TERMINATION, MOUNTING IN DISK, 56 OHM)	518133	3A-6 7-22 SCREW,MACHINE (CYL HD, M3X15 MM DIN 84)
322438	3B	OPERATOR PANEL (FROM OCT. 84)	518140	WASHER (3.2 MM DIN 433)
322439	3A	OPERATOR PANEL (BEFORE OCT.84)	518146	SCREW,MACHINE (CYL HD, M4X16 MM DIN 84)
322618	14-1	CCA (DISK CONTROLLER, SMD CONTROL, PCB 3018 OP)	518152	1-26 NUT,PLAIN,HEXAGON (4 MM DIN 934)
322619	14-2	CCA (DISK CONTROLLER, SMD DATA, PCB 3019 YR)	518153	7-25 WASHER,FLAT (4.3 MM DIN 125/433)
322663 48CX	17-1	CCA (CPU,48-BIT CX, PCB 3033 TS)	518186	1-49 3A-8 SCREW,MACHINE (PAN HD, SUPA, M3X6 MM DIN 7985)
322663 48S	17-1	CCA (CPU,48-BIT STANDARD, PCB 3033 TS)	518262	7-20 STRAP,RETAINING (PANDUIT, T30R/PLT 1.5MM)
322671	10	CCA (DISK CONTROLLER, FIXED WINCHESTER, PCP 3041)	518272	1-34 5-8 CLAMP,LOOP (ZT 375 S)
322745	1-6	HOUSING (FLOPPY DISK DRIVE)	518278	1-48 7-18 CLAMP,LOOP (ZT 500 S)
322794	1-7	FAN UNIT (TOP REAR)	518525	4-4 7-15 CLAMP,LOOP (FCC-3)
322797	7-12	FAN UNIT (FOR CARD CRATE)	518540	2-11 4-11 SCREW,MACHINE (CYL HD, UNBRAKO, 391C UNC 8-32 X 3/8")
322803	17-3	CABLE ASSY,SPECIAL PURPOSE (CPU/MMS TO CONSOLE/OP PANEL)	518545	1-29 5-13 SCREW,MACHINE (PAN HD, SUPA, M4X10 MM DIN 7985)
322898	1-5	CABINET,ELECTRICAL EQUIPMENT (MECHANICAL FRAME)	518578	1-25 SCREW,TAPPING,TF (PAN HD, SUPA, 3/8" NO 10 DIN 7981B)
324006	8	CCA (FLOPPY & STREAMER CONTROLLER, PCB 3106)	518688	1-20 SCREW,TAPPING,TF (PAN HD, SUPA, 3X10 MM DIN 7981B)
324101	15-1	CCA (MEMORY, 512 KB RAM, DYNAMIC MOS, PCB 3034 CB)	518647	1-23 WASHER,PANEL FASTENER SCREW (DZUS 324 100 040)
324107	9	CCA (MMS II, EXCL CACHE, PCB 3104 HG, 324107)	518859	7-21 16-3 SCREW,MACHINE (PAN HD, SUPA, M2.5X8 MM DIN 7985)
324409	7-10	CCA (BACKWIRING, PCB 6036 BB)	518867	7-16 PROTECTOR,ELECTRICAL CABLE (EDGE MOUNTING, 0.6 M)
324475		CCA (CONTROL PANEL)	518891	1-37 CONNECTOR,PLUG ELECTRICAL (6061-5)
324479	3A-1	CCA (CONTROL PANEL, PCB 1819 AA)	518892	1-36 CONNECTOR ASSEMBLY,POWER,ELECTRICAL (4260B/3020)
324483	7-11	CCA (BUS INTERCONNECTION, PCB 1823 AA)	518935	1-24 LOCK,PANEL FASTENER SCREW (SLIP, OZUS 334 300 190)
324494		CCA (CONTROL PANEL, PCB 1834 AA)	518939	1-42 CIRCUIT BREAKER (203-11-2-65-602-1-1)
324495		CCA (TELEFIX ADAPTER, PCB 1835 AA)	519022	INDICATOR,DIGITAL DISPLAY (DMC-40218)
324496	1-35	CCA (AC/DC-DISTRIBUTION, PCB 1835 AA)	519497	1-17B LABEL,IDENTIFICATION ("ND-100CX/COMPACT", LEXAN)
325022	1-32	WIRING HARNESS (AC-DISTRIBUTION TO FLOPPY DISK DRIVE)	519498	1-17A LABEL,IDENTIFICATION ("ND-100/COMPACT", LEXAN)
325036	1-31	WIRING HARNESS (MAINS TO MAINS FILTER)	519555	3A-4 BRACKET,ANGLE
325037	1-43	WIRING HARNESS (MAINS TO AC-DISTRIBUTION)	519562	1-16 BRACKET,ELECTRICAL CONNECTOR (CIRCUIT BREAKER)
325038	1-44	WIRING HARNESS (MAINS FILTER TO CIRCUIT BREAKER)	519564	1-12 BRACKET,ELECTRICAL CONNECTOR
325039	7-7	WIRING HARNESS (PS TO BW AND DC-DISTR, 5V/80A)	519565	5-2 HOUSING (DISK)
325040	7-4	WIRING HARNESS (MAINS TO P.S.)	519568	1-11 PLATE,FRONT (AIR INLET)
325041	1-47	WIRING HARNESS (AC-DISTRIBUTION TO FAN UNIT, TOP REAR)	519569	1-13 AIR INLET
325042	1-46	WIRING HARNESS (DC-DISTRIBUTION TO STREAMER)	519570	1-15 BRACKET,ANGLE (FRONT PANEL)
325043	1-45	WIRING HARNESS (DC-DISTRIBUTION TO DISK DRIVE)	519571	1-14 BRACKET,ANGLE (TOP PANEL)
325044	7-5	WIRING HARNESS (PS TO DC-DISTR, +24V)	519577	1-14 PANEL,BLANK (FLOPPY DISK DRIVE, OPTION)
325045	7-6	WIRING HARNESS (PS TO DC-DISTR, +12V)	519601	7-3 BAR,POWER DISTRIBUTION (+5V)
325046	7-8	WIRING HARNESS (PS TO BACKWIRING)	519607	1-9 BAR,BRACE (CROSSARM)
325047	7-13	WIRING HARNESS (MAINS TO FAN UNIT, CARD CRATE)	519643	COVER,PANEL
325080	2-2	CABLE ASSY,SPECIAL PURPOSE (FL CONTR TO FL DRIVE)	519644	SPACER,SLEEVE (APPROXIMATELY 26 MM)
325081	4-3	CABLE ASSY,SPECIAL PURPOSE (STREAMER DRIVE TO CONTR)	519645	SPACER,SLEEVE (APPROXIMATELY 22 MM)
325085	5A-3	CABLE ASSY,SPECIAL PURPOSE (DISK A-CABLE)	519646	SPACER,SLEEVE (APPROXIMATELY 21 MM)
325086	5B-3	CABLE ASSY,SPECIAL PURPOSE (DISK A-CABLE)	519647	COVER,PANEL
325088	5A-4	CABLE ASSY,SPECIAL PURPOSE (DISK B-CABLE)	519648	3A-2 PANEL,BLANK
325089	5B-4	CABLE ASSY,SPECIAL PURPOSE (DISK B-CABLE)	519649	3A-3 PANEL,BLANK
325087	1-33	WIRING HARNESS (DC-DISTR TO FLOPPY DRIVE: -5V/+24V)	519669	3A-7 SPACER,SLEEVE (FOR PCB 1819)
475590	14-4	CABLE ASSY,SPECIAL PURPOSE	519662	SPACER,SLEEVE (23.5 MM)
503278	1-8	FILTER,MAINS (FN 670-6-06)	519663	SPACER,SLEEVE (10 MM)
504004	16-2	CONNECTOR,ELECTRICAL (FOR PCB,FEMALE,8257-096-649-133)	528042	4-2 CARTRIDGE (3M DC 600A/DC 300XL)
505012	7-9	CRATE,CARD		
508170		SWITCH ASSEMBLY (MEMBRANE, HONEYWELL)		

**SEND US YOUR COMMENTS!**



Are you frustrated because of unclear information in our manuals? Do you have trouble finding things? Why don't you join the Reader's Club and send us a note? You will receive a membership card - and an answer to your comments.

Please let us know if you:

- find errors
- cannot understand information
- cannot find information
- find needless information.

Do you think we could improve our manuals by rearranging the contents? You could also tell us if you like the manual.

Send to: Norsk Data A.S  
Documentation Department  
P.O. Box 25, Bogerud  
N-0621 Oslo 6  
Norway

**NOTE!**

This form is primarily for documentation errors. Software and system errors should be reported on Customer System Reports.

Manual name: \_\_\_\_\_ Manual number: \_\_\_\_\_

What problems do you have? (use extra pages if needed) \_\_\_\_\_

\_\_\_\_\_  
\_\_\_\_\_  
\_\_\_\_\_

Do you have suggestions for improving this manual? \_\_\_\_\_

\_\_\_\_\_  
\_\_\_\_\_  
\_\_\_\_\_

Your name: \_\_\_\_\_ Date: \_\_\_\_\_

Company: \_\_\_\_\_ Position: \_\_\_\_\_

Address: \_\_\_\_\_

What are you using this manual for? \_\_\_\_\_

\_\_\_\_\_  
\_\_\_\_\_

Norsk Data's answer will be found on the reverse side.

Answer from Norsk Data: \_\_\_\_\_  
\_\_\_\_\_  
\_\_\_\_\_  
\_\_\_\_\_  
\_\_\_\_\_  
\_\_\_\_\_  
\_\_\_\_\_  
\_\_\_\_\_  
\_\_\_\_\_  
\_\_\_\_\_  
\_\_\_\_\_  
\_\_\_\_\_  
\_\_\_\_\_  
\_\_\_\_\_  
\_\_\_\_\_  
\_\_\_\_\_  
\_\_\_\_\_  
\_\_\_\_\_  
\_\_\_\_\_  
\_\_\_\_\_  
\_\_\_\_\_

Answered by: \_\_\_\_\_ Date: \_\_\_\_\_

-----



Norsk Data A.S  
Documentation Department  
P.O. Box 25, Bogerud  
N-0621 Oslo 6  
Norway

---

**NOTICE**

The information in this manual is subject to change without notice. Norsk Data A.S assumes no responsibility for any errors that may appear in this manual. Norsk Data A.S assumes no responsibility for the use or reliability of its software on equipment that is not furnished or supported by Norsk Data A.S.

This manual is protected by copyright. It may not be photocopied, reproduced or translated without the prior consent of Norsk Data A.S.

Copyright © 1984 by Norsk Data A.S

---

**UPDATING**

PRINTING RECORD	
PRINTING	NOTES

Manual name:  
Manual number:  
Date:

Manuals can be updated in two ways, new versions and revisions. New versions consist of a completely new manual which replaces the old one. New versions incorporate all revisions since the previous version. Revisions consist of one or more single pages to be merged into the manual by the user, each revised page being listed on the new printing record sent out with the revision. The old printing record should be replaced by the new one.

New versions and revisions are announced in the ND Bulletin and can be ordered from the address below.

The reader's comments form at the back of this manual can be used both to report errors in the manual and to give an evaluation of the manual. Both detailed and general comments are welcome.

These forms, together with all types of inquiry and requests for documentation should be sent to the local ND office, or (in Norway) to:

Norsk Data A.S  
Documentation Department  
P.O. Box 25, Bogerud  
N-0621 Oslo 6  
Norway

## **Systems that put people first**

NORSK DATA A.S OLAF HELSETS VEI 5 P.O. BOX 25 BOGERUD 0621 OSLO 6 NORWAY  
TEL.: 02 - 29 54 00 - TELEX: 18284 NDN